Copyright Lobomatic AB 2023. All rights reserved

LOBOMATIC

Handgängtappar
UNC



HSS-G DIN 352
#1= Förtapp
#2= Mellantapp
#3= Sluttapp
#1 & #2 ger ej full gänga

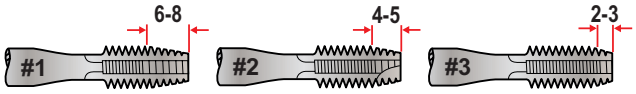

Set

Ø Storlek	Stigning	#1	#2	#3	Set	L-Total	L-Gäng	Ø Skaft	F
UNC #1	64	103000	103001	103002	103003	32	10	2,5	2,1
UNC #2	56	103004	103005	103006	103007	36	11	2,8	2,1
UNC #3	48	103008	103009	103010	103011	36	11	2,8	2,1
UNC #4	40	103012	103013	103014	103015	40	12	3,5	2,7
UNC #5	40	103016	103017	103018	103019	40	12	3,5	2,7
UNC #6	32	103020	103021	103022	103023	45	14	4,0	3,0
UNC #8	32	103024	103025	103026	103027	45	14	4,5	3,4
UNC #10	24	103028	103029	103030	103031	50	16	6,0	4,9
UNC #12	24	103032	103033	103034	103035	50	18	6,0	4,9
UNC 1/4	20	103036	103037	103038	103039	50	19	6,0	4,9
UNC 5/16	18	103040	103041	103042	103043	56	22	6,0	4,9
UNC 3/8	16	103044	103045	103046	103047	70	24	7,0	5,5
UNC 7/16	14	103048	103049	103050	103051	70	24	8,0	6,2
UNC 1/2	13	103052	103053	103054	103055	75	29	9,0	4,0
UNC 9/16	12	103056	103057	103058	103059	80	30	11,0	9,0
UNC 5/8	11	103060	103061	103062	103063	80	32	12,0	9,0
UNC 3/4	10	103064	103065	103066	103067	95	40	14,0	11,0
UNC 7/8	9	103068	103069	103070	103071	100	40	18,0	14,5
UNC 1	8	103072	103073	103074	103075	110	50	18,0	14,5
UNC 1.1/8	7	103076	103077	103078	103079	132	56	22,0	18,0
UNC 1.1/4	7	103080	103081	103082	103083	132	56	22,0	18,0
UNC 1.3/8	6	103084	103085	103086	103087	150	63	28,0	22,0
UNC 1.1/2	6	103088	103089	103090	103091	150	63	32,0	24,0
UNC 1.3/4	5	103092	103093	103094	103095	160	70	36,0	29,0
UNC 2	4,5	103096	103097	103098	103099	190	80	40,0	32,0

AG 01 20 10 13

Maskintapp Kort
UNC

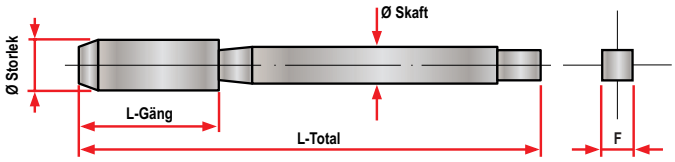

HSS-G DIN 352
Faslängd: 5 gängor (B5)
Genomgående hål

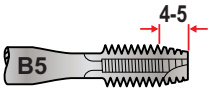

Ø Storlek	Stigning	B5 HSS	L-Total	L-Gäng	Ø Skaft	F
UNC 1/4	20	103190	50	19	6,0	4,9
UNC 5/16	18	103191	56	22	6,0	4,9
UNC 3/8	16	103192	70	24	7,0	5,5
UNC 7/16	14	103193	70	24	8,0	6,2
UNC 1/2	13	103194	75	29	9,0	7,0
UNC 9/16	12	103195	80	30	11,0	9,0
UNC 5/8	11	103196	80	32	12,0	9,0
UNC 3/4	10	103197	95	40	14,0	11,0

www.lobomatic.com
Copyright Lobomatic AB 2023. All rights reserved

Maskintapp
UNC HSS-E

HSS-E
För höglegerat stål.
DIN 371: Förstärkt skaft.
DIN 376: Genomfallande skaft.
Faslängd: 5 gängor (B5).
Genomgående hål.

Maskintapp
UNC HSS-E C2

HSS-E
För höglegerat stål.
DIN 371: Förstärkt skaft.
DIN 376: Genomfallande skaft.
Faslängd: 2 gängor (C2).
Bottenhål.

Maskintapp
UNC HSS-E RSP

HSS-E
För höglegerat stål.
DIN 371: Förstärkt skaft.
DIN 376: Genomfallande skaft.
Faslängd: 2 gängor.
Spiralskuren 35º (RSP). Bottenhål.

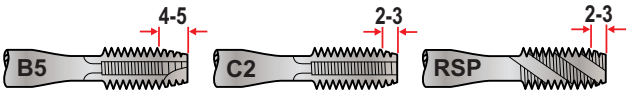

Ø Storlek	Stigning	DIN	B5 HSS-E	C2 HSS-E	RSP HSS-E	L-Total	L-Gäng	Ø Skaft	F
UNC #4	40	371	103104		103164	50	10	3,5	2,7
UNC #5	40	371	103105		103165	56	11	3,5	2,7
UNC #6	32	371	103106		103166	56	12	4,0	3,0
UNC #8	32	371	103107		103167	63	13	4,5	3,4
UNC #10	24	371	103108		103168	70	15	6,0	4,9
UNC #12	24	371	103109		103169	70	16	6,0	4,9
UNC 1/4	20	371	103110	103140	103170	80	17	7,0	5,5
UNC 5/16	18	371	103111	103141	103171	90	20	8,0	6,2
UNC 3/8	16	371	103112	103142	103172	100	22	9,0	7,0
UNC 7/16	14	376	103113	103143	103173	100	22	8,0	6,2
UNC 1/2	13	376	103114	103144	103174	110	25	9,0	7,0
UNC 9/16	12	376	103115	103145	103175	110	26	11,0	9,0
UNC 5/8	11	376	103116	103146	103176	110	27	12,0	9,0
UNC 3/4	10	376	103117	103147	103177	125	30	14,0	11,0
UNC 7/8	9	376	103118	103148	103178	140	32	18,0	14,5
UNC 1	8	376	103119	103149	103179	160	36	20,0	16,0
UNC 1.1/4	7	376	103120	103150	103180	180	40	22,0	18,0
UNC 1.1/2	6	376	103121	103151	103181	200	50	32,0	24,0

Maskintapp
UNC VÄNSTER

HSS-E
För höglegerat stål.
DIN 371: Förstärkt skaft.
DIN 376: Genomfallande skaft.

DIN 371 (Förstärkt skaft)



DIN 376 (Genomfallande skaft)

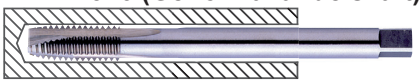

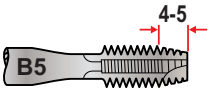

Ø Storlek	Stigning	DIN	B5 HSS-E	L-Total	L-Gäng	Ø Skaft	F
UNC #6	32	371	105306	56	12	4,0	3,0
UNC #8	32	371	105307	63	13	4,5	3,4
UNC #10	24	371	105308	70	15	6,0	4,9
UNC 1/4	20	371	105310	80	17	7,0	5,5
UNC 5/16	18	371	105311	90	20	8,0	6,2
UNC 3/8	16	371	105312	100	22	9,0	7,0
UNC 7/16	14	376	105313	100	22	8,0	6,2
UNC 1/2	13	376	105314	110	25	9,0	7,0
UNC 9/16	12	376	105315	110	26	11,0	9,0
UNC 5/8	11	376	105316	110	27	12,0	9,0
UNC 3/4	10	376	105317	125	30	14,0	11,0
UNC 7/8	9	376	105318	140	32	18,0	14,5
UNC 1	8	376	105319	160	36	20,0	16,0

AG 01 20 10 13
www.lobomatic.com
Copyright Lobomatic AB 2023. All rights reserved

Måttangivelser

Från tum till mm.

Storlek tum	UNC Stigning	UNF Stigning	BSW Stigning	BSF Stigning	Ytterdimater mm
#0		80			1,52
#1	64	72			1,85
#2	56	64			2,18
#3	48	56			2,52
#4	40	48			2,85
#5	40	44			3,18
#6	32	40			3,51
#8	32	36			4,17
#10	24	32			4,83
#12	24	28			5,49
1/16”			60		1,59
3/32”			48		2,38
1/8”			40		3,18
5/32”			32		3,97
3/16”			24	32	4,76
7,32”			24	28	5,56
1/4”	20	28	20	26	6,35
5/16”	18	24	18	22	7,94
3/8”	16	24	16	20	9,53
7/16”	14	20	14	18	11,11
1/2”	13	20	12	16	12,70
9/16”	12	18	12	16	14,29
5/8”	11	18	11	14	15,88
11/16”				14	17,46
3/4”	10	16	10	12	19,05
13/16”				12	20,64
7/8”	9	14	9	11	22,23
15/16”				11	23,81
1”	8	12	8	10	25,40
1 1/8”	7	12	7	9	28,58
1 3/16”					30,16
1 1/4”	7	12	7	9	31,75
1 5/16”	.	.	.	.	33,34
1 3/8”	6	12	6	8	34,93
1 1/2”	6	12	6	8	38,10
1 5/8”	5		5	8	41,28
1 3/4”	5		5	7	44,45
1 7/8”	4,5		4,5		47,63
2”	4,5		4,5	7	50,80
2 1/4”	4,5		4		57,15
2 1/2”	4		4		63,50
2 3/4”	4		3,5		69,85
3”	4		3,5		76,20

Storlek tum	BSP (G) Stigning	Ytterdimater mm
G 1/8” (G06)	28	9,73
G 1/4” (G08)	19	13,16
G 3/8” (G10)	19	16,66
G 1/2” (G15)	14	20,96
G 5/8”	14	22,91
G 3/4 (G20)	14	26,44
G 7/8”	14	30,20
G 1” (G25)	11	33,25
G 1 1/8	11	37,90
G 1 1/4” (G32)	11	41,91
G 1 3/8”	11	44,32
G 1 1/2” (G40)	11	47,80
G 1 3/4”	11	53,75
G 2” (G50)	11	59,61
G 2 1/4”	11	65,71
G 2 1/2” (G65)	11	75,18
G 2 3/4”	11	81,53
G 3” (G80)	11	87,88
G 3 1/4”	11	93,98
G 3 1/2	11	100,33
G 3 3/4”	11	106,68
G 4” (G100)	11	113,03

AG 01 20 10 13

www.lobomatic.com
Copyright Lobomatic AB 2023. All rights reserved

Borrdiameter

Kärnhålsdiameter för gängning av hål.

Metrisk gänga.

Storleken minus stigningen= Ø Borr.
T. ex. M 6x1,0 (6,0-1,0=5,0).

UNC	Ø Borr
#1-64	1,5
#2-56	1,8
#3-48	2,1
#4-40	2,3
#5-40	2,6
#6-32	2,85
#8-32	3,5
#10-24	3,9
#12-24	4,5
1/4”-20	5,2
5/16”-18	6,6
3/8”-16	8
7/16”-14	9,4
1/2”-13	10,8
9/16”-12	12,2
5/8”-11	13,5
3/4”-10	16,5
7/8”-9	19,5
1”- 8	22,25
1.1/8”- 7	25
1.1/4”- 7	28,25
1.3/8”- 6	30,75
1.1/2”- 6	34
1.3/4”- 5	39,5
2”- 4,5	45
2.1/4”- 4,5	51,5
2.1/2”- 4	57,25
2.3/4- 4	63,5
3”- 4	70
3.1/4- 4	76,2
3.1/2- 4	82,6

UNF	Ø Borr
#0-80	1,3
#1-72	1,6
#2-64	1,9
#3-56	2,1
#4-48	2,4
#5-44	2,7
#6-40	3
#8-36	3,5
#10-32	4,1
#12-28	4,7
1/4”-28	5,5
5/16”-24	6,9
3/8”-24	8,5
7/16”-20	9,9
1/2”-20	11,5
9/16”-18	12,9
5/8”-16	14,5
3/4”-16	17,5
7/8”-14	20,25
1”-12	23,25
1.1/8”-12	26,5
1.1/4”-12	29,5
1.3/8”-12	32,5
1.1/2”-12	36

BSW (W)	Ø Borr
3/32”	1,8
1/8”	2,6
5/32	3,1
3/16”	3,6
7/32	4,4
1/4”	5,1
5/16”	6,5
3/8”	7,9
7/16”	9,3
1/2”	10,5
9/16”	12
5/8”	13,5
3/4”	16,5
7/8”	19,25
1”	22
1.1/8	24,75
1.1/4	27,75
1.3/8	30,2
1.1/2	33,5
1.3/4	38,5
2”	44,5

BSF	Ø Borr
1/4”	5,2
5/16”	6,6
3/8”	8,1
7/16”	9,5
1/2”	11
5/8”	14
3/4”	16,5
7/8”	19,5
1”	22,5

BSP (G)	Ø Borr
1/8”	8,8
1/4”	11,8
3/8”	15,25
1/2”	19
5/8”	21
3/4”	24,5
7/8”	28,25
1”	30,75
1.1/8	35,3
1.1/4	39,5
1.3/8	41,7
1.1/2	45,25
1.3/4	51,1
2”	57
2.1/4	63,1
2.1/2	72,6
2.3/4	78,9
3”	85,3

PG	Ø Borr
7	11,4
9	14
11	17,25
13,5	19
16	21,25
21	26,75
29	35,5
36	45,5
42	52,5
48	58

NPT	Ø Borr
1/16”-27	6,3
1/8”-27	8,5
1/4”-18	11,2
3/8”-18	14,5
1/2”-14	18
3/4”-14	23
1”-11,5	29
1.1/4”-11,5	38
1.1/2”-11,5	44
2”-11,5	56
2.1/2”-8	67
3”-8	83

TR	Ø Borr
10 x 2	8,2
10 x 3	7,5
12 x 3	9,25
14 x 3	11,25
14 x 4	10,5
16 x 4	12,25
18 x 4	14,25
20 x 4	16,25
22 x 4	18,25
22 x 5	17,25
24 x 5	19,25
26 x 5	21,25
28 x 5	23,25
30 x 6	24,25
32 x 6	26,25
36 x 6	30,25

AG 01 20 10 13

www.lobomatic.com
Copyright Lobomatic AB 2023. All rights reserved

LOBOMATIC

SKÄRANDE VERKTYG

Axeldiameter

Ytterdiameter för gängning av stång.

M	Ø Stång
M 1x0,25	0,97
M 1,1x0,25	1,07
M 1,2x0,25	1,17
M 1,4x0,3	1,36
M 1,6x0,35	1,54
M 1,7x0,35	1,64
M 1,8x0,35	1,74
M 2x0,4	1,93
M 2,2x0,45	2,13
M 2,3x0,4	2,23
M 2,5x0,45	2,43
M 2,6x0,45	2,53
M 3x0,5	2,92
M 3x0,6	2,91
M 3,5x0,6	3,41
M 3,5x0,75	3,41
M 4x0,7	3,91
M 4x0,75	3,91
M 4,5x0,75	4,41
M 5x0,8	4,9
M 5x0,9	4,89
M 6x1	5,88
M 7x1	6,88
M 8x1,25	7,87
M 9x1,25	8,87
M 10x1,5	9,85
M 11x1,5	10,85
M 12x1,75	11,83
M 14x2	13,82
M 16x2	15,82
M 18x2,5	17,79
M 20x2,5	19,79
M 22x2,5	21,79
M 24x3	23,77
M 27x3	26,77
M 30x3,5	29,73
M 33x3,5	32,73
M 36x4	35,7
M 39x4	38,7
M 42x4,5	41,69
M 45x4,5	44,69
M 48x5	47,66
M 52x5	51,66

Mf	Ø Stång
Mf 3x0,35	2,94
Mf 3,5x0,35	3,44
Mf 4x0,35	3,94
Mf 4x0,5	3,93
Mf 5x0,5	4,93
Mf 6x0,5	5,93
Mf 6x0,75	5,9
Mf 7x0,75	6,9
Mf 8x0,5	7,93
Mf 8x0,75	7,9
Mf 8x1	7,83
Mf 9x1	8,88
Mf 10x0,5	9,93
Mf 10x0,75	9,9
Mf 10x1	9,88
Mf 10x1,25	9,86
Mf 11x1	10,88
Mf 12x0,75	11,9
Mf 12x1	11,88
Mf 12x1,25	11,86
Mf 12x1,5	11,85
Mf 13x1	12,88
Mf 13x1,5	12,85
Mf 13x1,75	12,83
Mf 14x1	13,88
Mf 14x1,25	13,86
Mf 14x1,5	13,85
Mf 15x1	14,88
Mf 15x1,5	14,85
Mf 15x2	14,82
Mf 16x1	15,88
Mf 16x1,5	15,85
Mf 18x1	17,88
Mf 18x1,5	17,85
Mf 18x2	17,82
Mf 20x1	19,88
Mf 20x1,5	19,85
Mf 20x2	19,82
Mf 22x1	21,88
Mf 22x1,5	21,85
Mf 22x2	21,82
Mf 24x1	23,88
Mf 24x1,5	23,85
Mf 24x2	23,82
Mf 25x1	24,88
Mf 25x1,5	24,85
Mf 26x1	25,88
Mf 26x1,5	25,85
Mf 27x1	26,88
Mf 27x1,5	26,85
Mf 27x2	26,82
Mf 28x1,5	27,85

Mf	Ø Stång
Mf 28x2	27,82
Mf 30x1	29,88
Mf 30x1,5	29,85
Mf 30x2	29,82
Mf 32x1,5	31,85
Mf 33x1,5	32,85
Mf 33x2	32,82
Mf 34x1,5	33,85
Mf 35x1,5	34,85
Mf 36x1,5	35,85
Mf 36x2	35,82
Mf 36x3	35,76
Mf 38x1,5	37,85
Mf 39x1,5	38,85
Mf 39x2	38,82
Mf 39x3	38,76
Mf 40x1,5	39,85
Mf 40x2	39,82
Mf 40x3	39,76
Mf 42x1,5	41,85
Mf 42x2	41,82
Mf 42x3	41,76
Mf 45x1,5	44,85
Mf 45x2	44,82
Mf 45x3	44,76
Mf 48x1,5	47,85
Mf 48x2	47,82
Mf 48x3	47,46
Mf 50x1,5	49,85
Mf 50x2	49,82
Mf 50x3	49,76
Mf 52x1,5	51,85
Mf 52x2	51,82
Mf 52x3	51,76

UNC	Ø Stång
#1-64	1,79
#2-56	2,12
#3-48	2,44
#4-40	2,76
#5-40	3,09
#6-32	3,41
#8-32	4,07
#10-24	4,71
#12-24	5,37
1/4”-20	6,22
5/16”-18	7,8
3/8”-16	9,37
7/16-14	10,95
1/2”-13	12,52
9/16-12	14,1
5/8”-11	15,68
3/4”-10	18,84
7/8”-9	22
1”- 8	25,16
1.1/8”- 7	28,31
1.1/4”- 7	31,49
1.3/8”- 6	34,63
1.1/2”- 6	37,81
1.3/4”- 5	44,12
2”- 4,5	50,45
2.1/4”- 4,5	56,8
2.1/2”- 4	63,1
2.3/4”- 4	69,45
3”- 4	75,8

UNF	Ø Stång
No. 0-80	1,47
No. 1-72	1,79
No. 2-64	2,12
No. 3-56	2,44
No. 4-48	2,77
No. 5-44	3,1
No. 6-40	3,42
No. 8-36	4,08
No. 10-32	4,73
No. 12-28	5,38
1/4”-28	6,24
5/16”-24	7,82
3/8”-24	9,41
7/16”-20	10,98
1/2”-20	12,56
9/16”-18	14,14
5/8”-18	15,73
3/4”-16	18,89
7/8”-14	22,05
1”-12	25,21
1.1/8”-12	28,38
1.1/4”-12	31,56
1.3/8”-12	34,73
1.1/2”-12	37,91

AG 01 20 10 13

www.lobomatic.com
Copyright Lobomatic AB 2023. All rights reserved

Axeldiameter

Ytterdiameter för gängning av stång.

BSW (W)	Ø Stång	BSF	Ø Stång	BSP (G)	Ø Stång	PG	Ø Stång	NPT	Ø Stång
1/4”	6,16	3/16”	4,67	G 1/8”	9,62	7	12,4	1/16”	8,17
5/16”	7,76	1/4”	6,25	G 1/4”	13,03	9	15,1	1/8”	10,55
3/8”	9,3	5/16”	7,82	G 3/8”	16,53	11	18,5	1/4”	14,1
7/16”	10,89	3/8”	9,39	G 1/2”	20,81	13,5	20,3	3/8”	17,52
1/2”	12,43	7/16”	10,97	G 5/8”	22,77	16	22,4	1/2”	21,85
9/16”	13,92	1/2”	12,54	G 3/4”	26,3	21	28,15	3/4”	27,16
5/8”	15,62	9/16”	14,12	G 7/8”	30,06	29	36,85	1”	34,16
3/4”	18,76	5/8”	15,71	G 1”	33,07	36	46,85	1.1/4”	42,74
7/8”	21,89	3/4”	18,85	G 1.1/8”	37,71	42	53,85	1.1/2”	48,87
1”	25,08	7/8”	22,02	G 1.1/4”	41,73	48	59,15	2”	60,95
1.1/8”	28,21	1”	25,17	G 1.3/8”	44,14				
				G 1.1/2”	47,62				
				G 1.3/4”	53,56				
				G 2”	59,43				

AG 01 20 10 13

www.lobomatic.com
Copyright Lobomatic AB 2023. All rights reserved